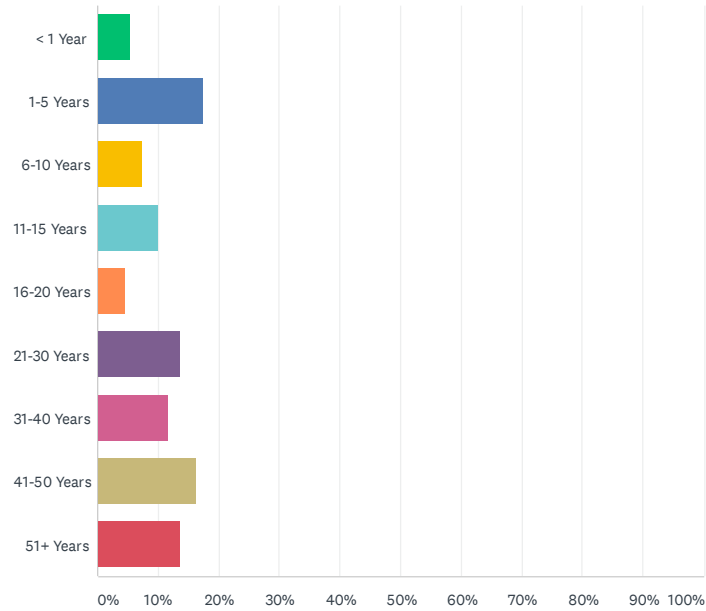


Q1 How long have you lived in the city of Cleveland?

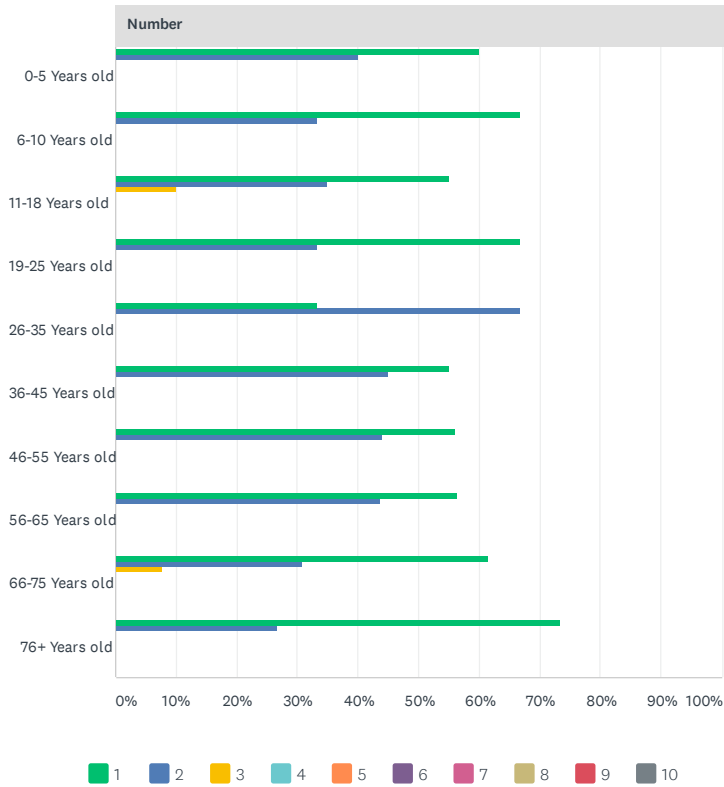
Answered: 110 Skipped: 0



ANSWER CHOICES	RESPONSES	
< 1 Year	5.45%	6
1-5 Years	17.27%	19
6-10 Years	7.27%	8
11-15 Years	10.00%	11
16-20 Years	4.55%	5
21-30 Years	13.64%	15
31-40 Years	11.82%	13
41-50 Years	16.36%	18
51+ Years	13.64%	15
TOTAL		110

Q2 Please indicate the number of persons in your household, by the following age groups.

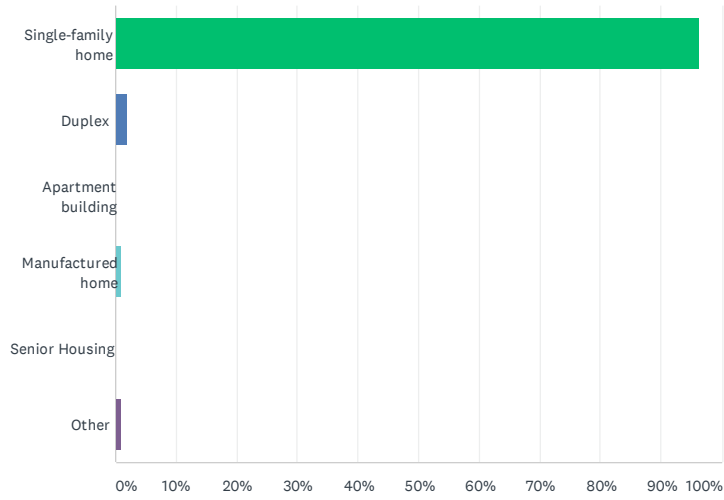
Answered: 110 Skipped: 0



Number											
	1	2	3	4	5	6	7	8	9	10	TOTAL
0-5 Years old	60.00%	40.00%	0.00%	0.00%	0.00%	0.00%	0.00%	0.00%	0.00%	0.00%	10
	6	4	0	0	0	0	0	0	0	0	
6-10 Years old	66.67%	33.33%	0.00%	0.00%	0.00%	0.00%	0.00%	0.00%	0.00%	0.00%	9
	6	3	0	0	0	0	0	0	0	0	
11-18 Years old	55.00%	35.00%	10.00%	0.00%	0.00%	0.00%	0.00%	0.00%	0.00%	0.00%	20
	11	7	2	0	0	0	0	0	0	0	
19-25 Years old	66.67%	33.33%	0.00%	0.00%	0.00%	0.00%	0.00%	0.00%	0.00%	0.00%	9
	6	3	0	0	0	0	0	0	0	0	
26-35 Years old	33.33%	66.67%	0.00%	0.00%	0.00%	0.00%	0.00%	0.00%	0.00%	0.00%	15
	5	10	0	0	0	0	0	0	0	0	
36-45 Years old	55.00%	45.00%	0.00%	0.00%	0.00%	0.00%	0.00%	0.00%	0.00%	0.00%	20
	11	9	0	0	0	0	0	0	0	0	
46-55 Years old	56.00%	44.00%	0.00%	0.00%	0.00%	0.00%	0.00%	0.00%	0.00%	0.00%	25
	14	11	0	0	0	0	0	0	0	0	
56-65 Years old	56.25%	43.75%	0.00%	0.00%	0.00%	0.00%	0.00%	0.00%	0.00%	0.00%	32
	18	14	0	0	0	0	0	0	0	0	
66-75 Years old	61.54%	30.77%	7.69%	0.00%	0.00%	0.00%	0.00%	0.00%	0.00%	0.00%	26
	16	8	2	0	0	0	0	0	0	0	
76+ Years old	73.33%	26.67%	0.00%	0.00%	0.00%	0.00%	0.00%	0.00%	0.00%	0.00%	15
	11	4	0	0	0	0	0	0	0	0	

Q3 In what type of housing do you live?

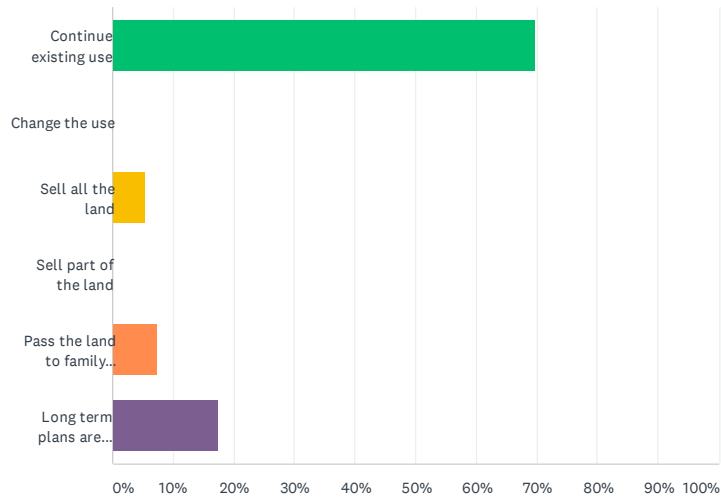
Answered: 109 Skipped: 1



ANSWER CHOICES	RESPONSES	
Single-family home	96.33%	105
Duplex	1.83%	2
Apartment building	0.00%	0
Manufactured home	0.92%	1
Senior Housing	0.00%	0
Other	0.92%	1
TOTAL		109

Q4 What are your long term (10-15 years) plans for your land? (Please choose only one response)

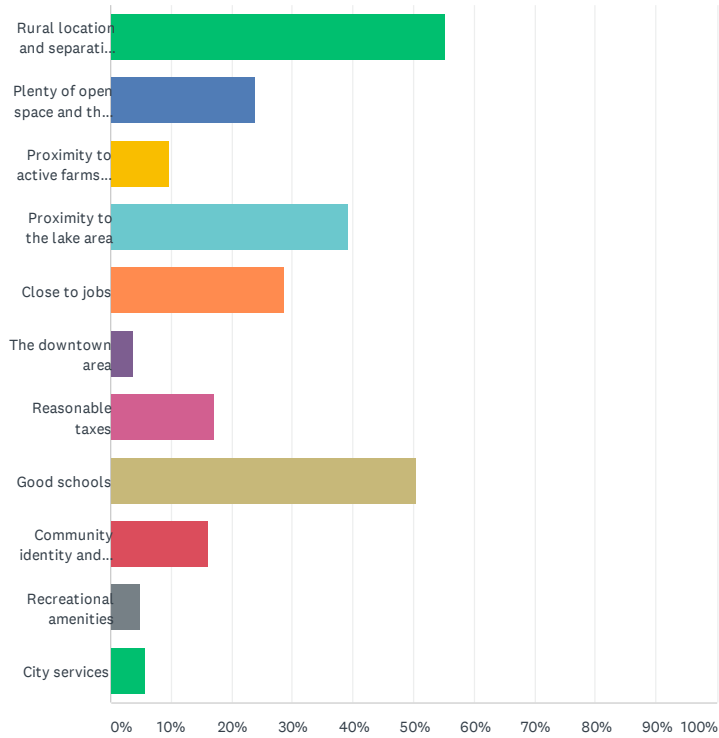
Answered: 109 Skipped: 1



ANSWER CHOICES	RESPONSES	
Continue existing use	69.72%	76
Change the use	0.00%	0
Sell all the land	5.50%	6
Sell part of the land	0.00%	0
Pass the land to family members	7.34%	8
Long term plans are unknown	17.43%	19
TOTAL		109

Q5 What do you like best about living in Cleveland? (Choose up to three responses)

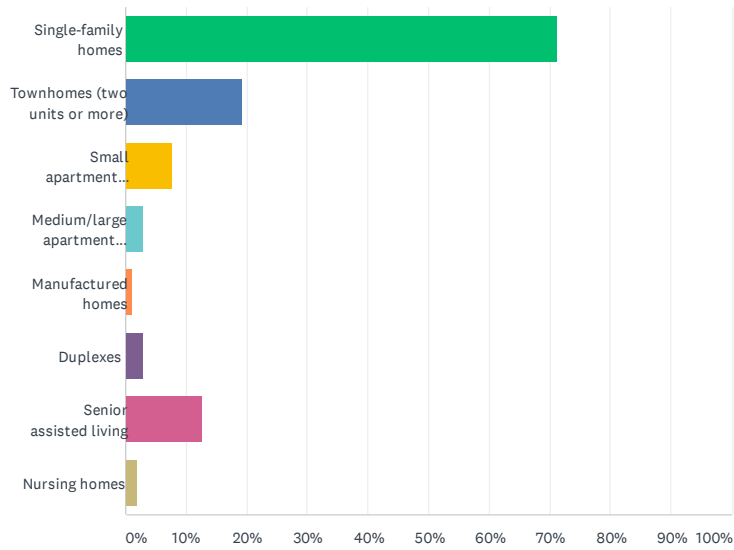
Answered: 105 Skipped: 5



ANSWER CHOICES	RESPONSES	
Rural location and separation of homes from each other	55.24%	58
Plenty of open space and the natural environment	23.81%	25
Proximity to active farms and agriculture	9.52%	10
Proximity to the lake area	39.05%	41
Close to jobs	28.57%	30
The downtown area	3.81%	4
Reasonable taxes	17.14%	18
Good schools	50.48%	53
Community identity and image	16.19%	17
Recreational amenities	4.76%	5
City services	5.71%	6
Total Respondents: 105		

Q6 What do you feel is the most important type of housing needed in Cleveland? (Please choose only one response)

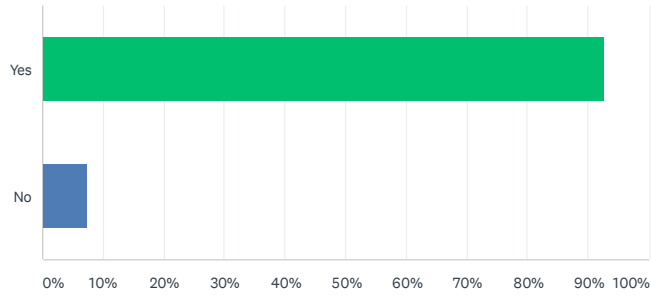
Answered: 104 Skipped: 6



ANSWER CHOICES	RESPONSES	
Single-family homes	71.15%	74
Townhomes (two units or more)	19.23%	20
Small apartment buildings	7.69%	8
Medium/large apartment buildings	2.88%	3
Manufactured homes	0.96%	1
Duplexes	2.88%	3
Senior assisted living	12.50%	13
Nursing homes	1.92%	2
Total Respondents: 104		

Q7 In your opinion is housing in Cleveland affordable?

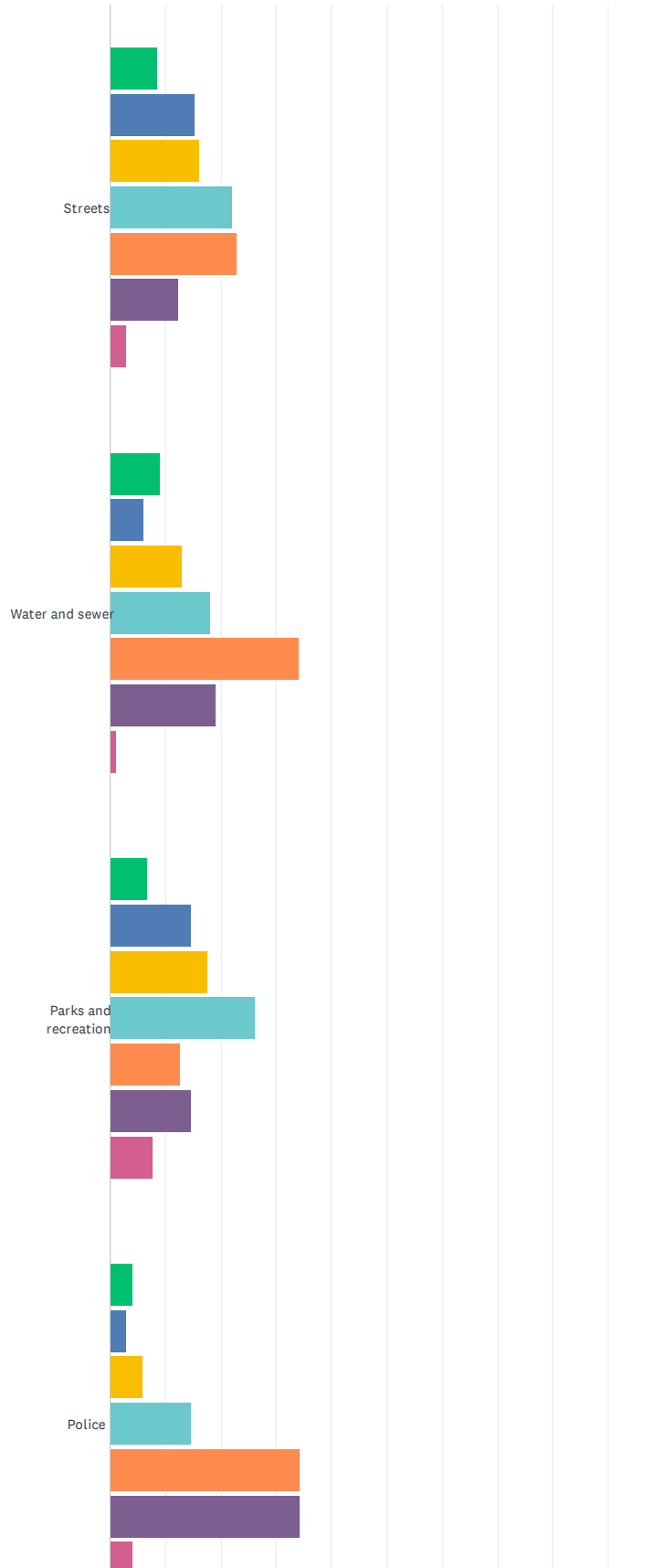
Answered: 108 Skipped: 2



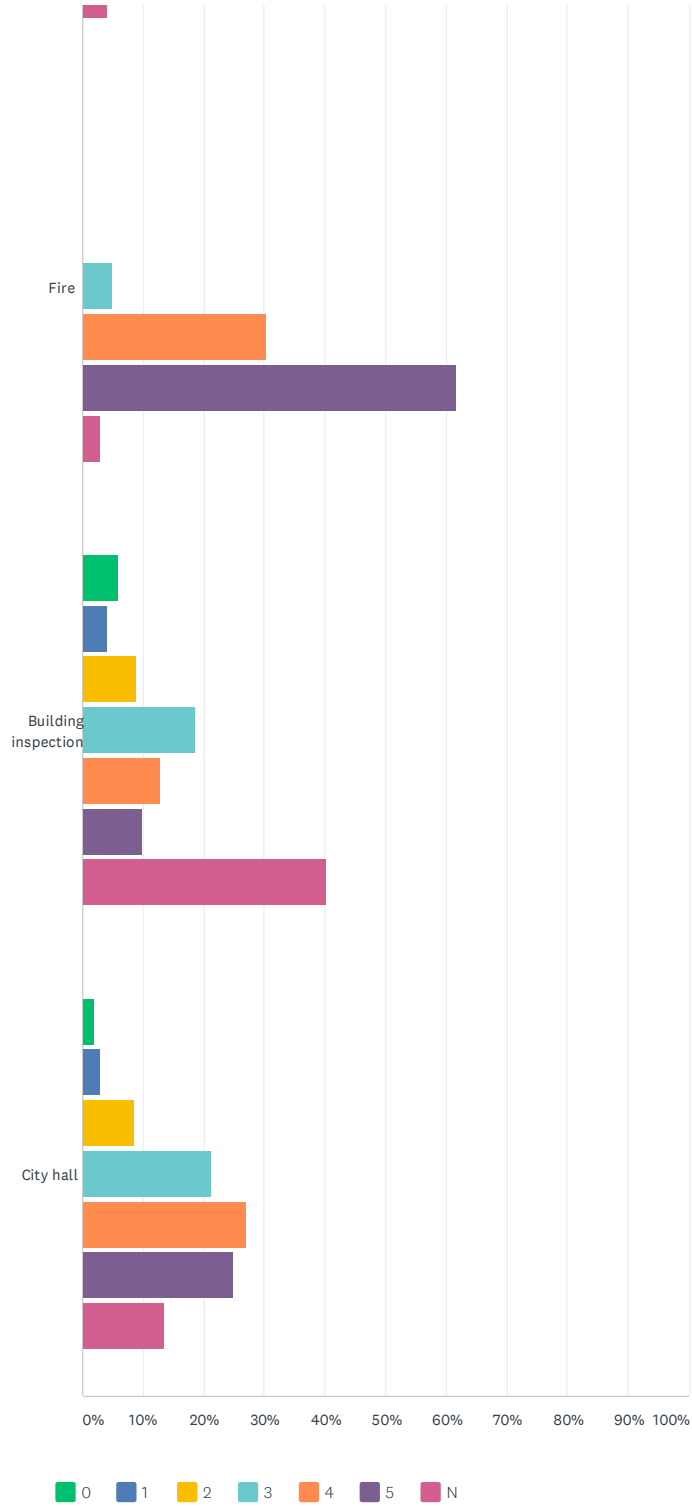
ANSWER CHOICES	RESPONSES	
Yes	92.59%	100
No	7.41%	8
TOTAL		108

Q8 How satisfied are you with the following city services? (0 being very dissatisfied and 5 being very satisfied, and N meaning no opinion)

Answered: 110 Skipped: 0



City of Cleveland

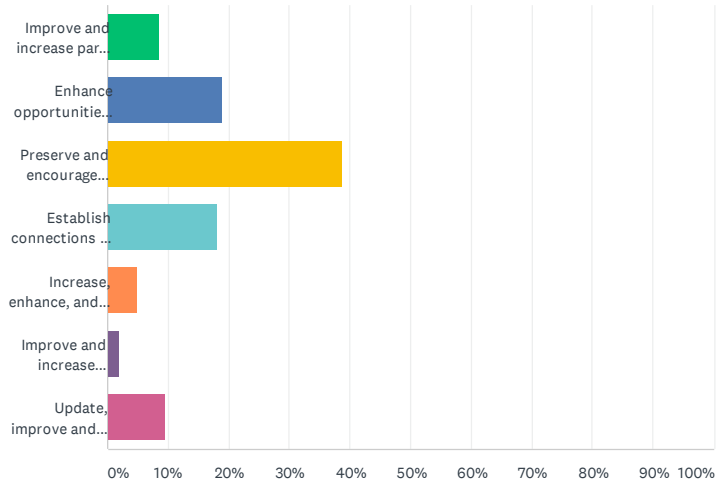


City of Cleveland

	0	1	2	3	4	5	N	TOTAL
Streets	8.57% 9	15.24% 16	16.19% 17	21.90% 23	22.86% 24	12.38% 13	2.86% 3	105
Water and sewer	9.00% 9	6.00% 6	13.00% 13	18.00% 18	34.00% 34	19.00% 19	1.00% 1	100
Parks and recreation	6.80% 7	14.56% 15	17.48% 18	26.21% 27	12.62% 13	14.56% 15	7.77% 8	103
Police	3.92% 4	2.94% 3	5.88% 6	14.71% 15	34.31% 35	34.31% 35	3.92% 4	102
Fire	0.00% 0	0.00% 0	0.00% 0	4.90% 5	30.39% 31	61.76% 63	2.94% 3	102
Building inspection	5.88% 6	3.92% 4	8.82% 9	18.63% 19	12.75% 13	9.80% 10	40.20% 41	102
City hall	1.92% 2	2.88% 3	8.65% 9	21.15% 22	26.92% 28	25.00% 26	13.46% 14	104

Q9 In general, which of the following topics should the city focus its efforts and funds on during the next 10 years (please choose only one response)

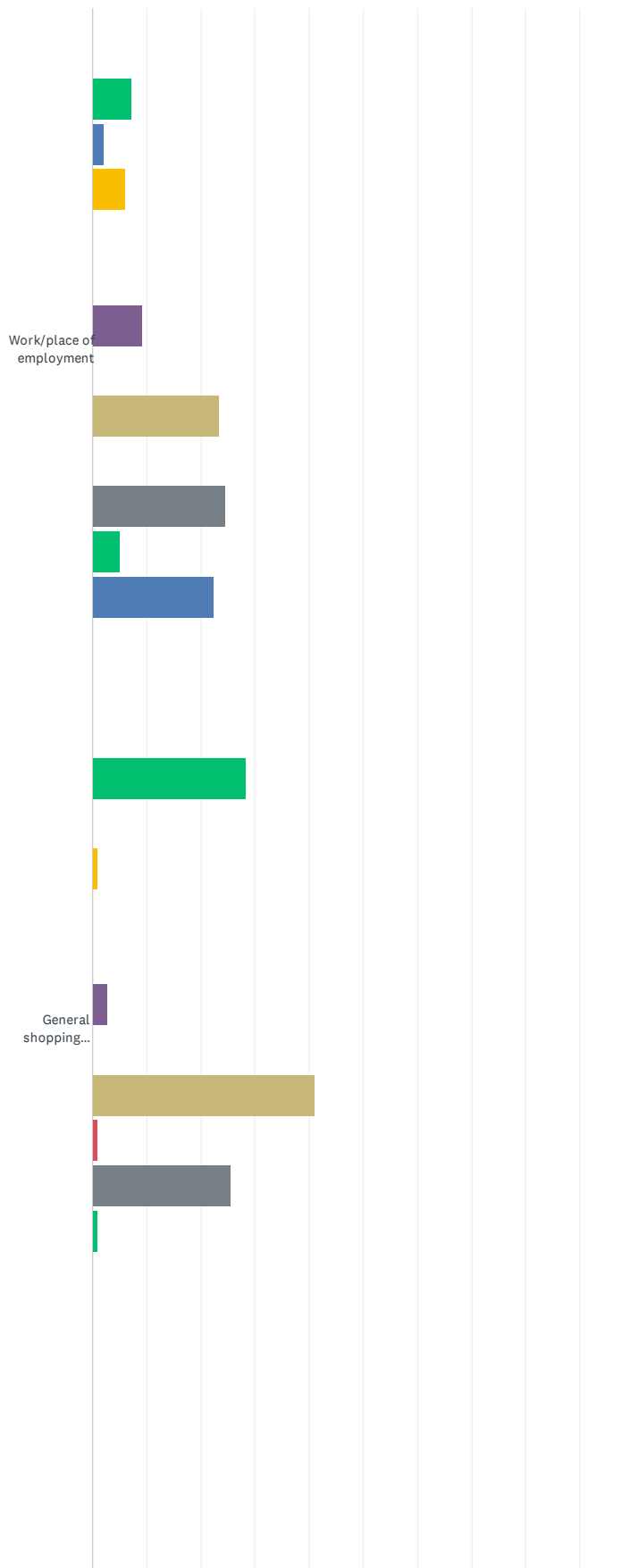
Answered: 106 Skipped: 4



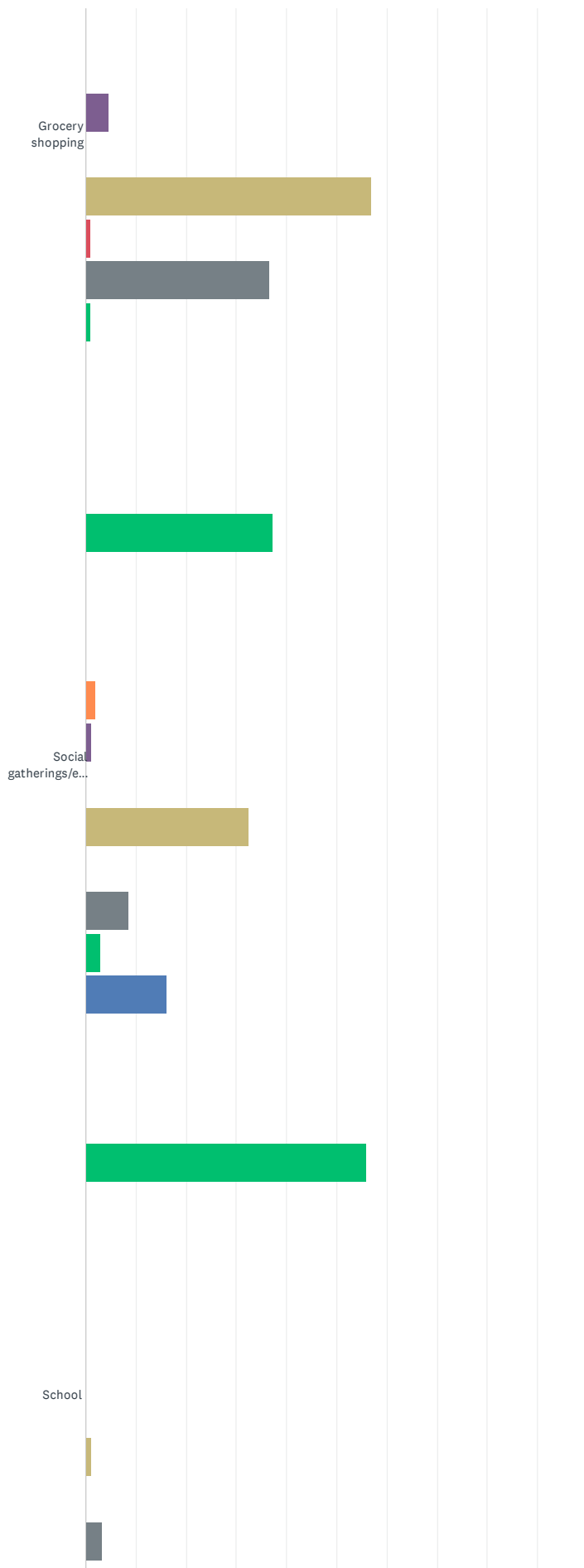
ANSWER CHOICES	RESPONSES	
Improve and increase parks and recreation	8.49%	9
Enhance opportunities for housing diversity (i.e., greater variety of price ranges and housing types - apartments, townhouses, and condominiums)	18.87%	20
Preserve and encourage commercial development in the downtown area	38.68%	41
Establish connections to non-motorized trails (walk/hike, bike, skate, ski)	17.92%	19
Increase, enhance, and promote local tourism and city festivities	4.72%	5
Improve and increase transportation and accessibility throughout the community	1.89%	2
Update, improve and build community buildings and facilities	9.43%	10
TOTAL		106

Q10 Please indicate the city where you complete the following tasks:

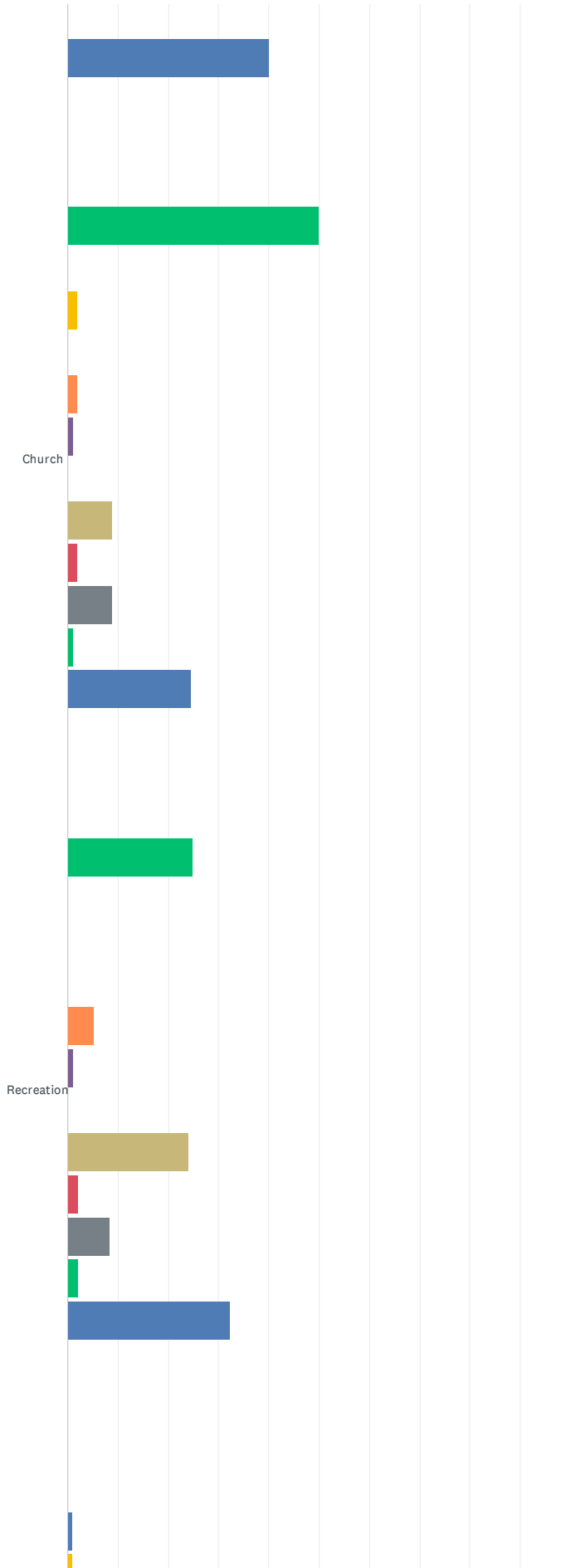
Answered: 110 Skipped: 0



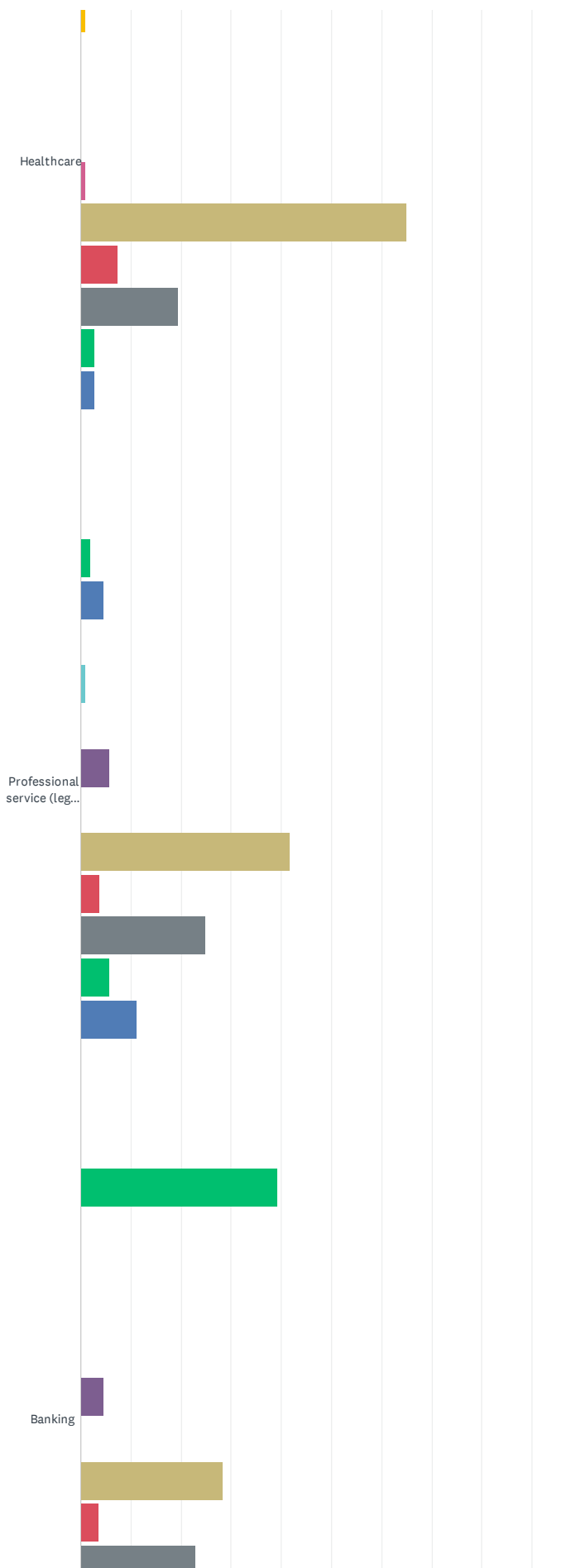
City of Cleveland



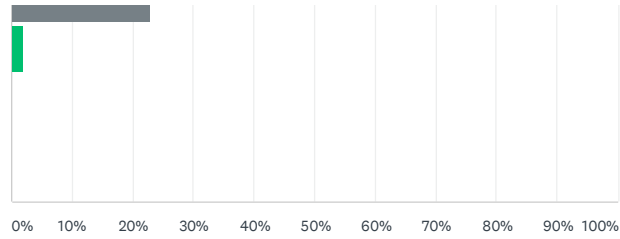
City of Cleveland



City of Cleveland



City of Cleveland

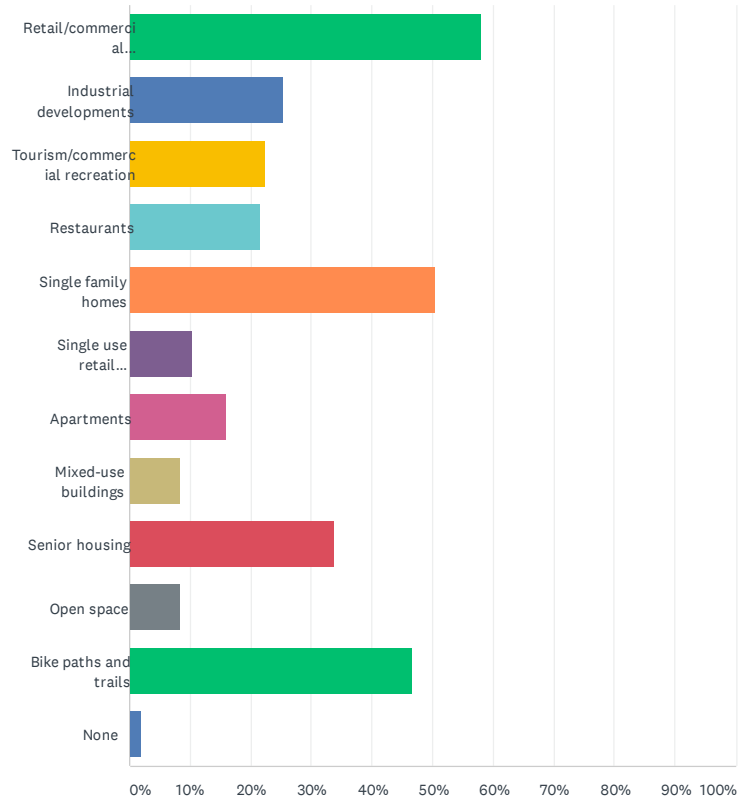


■ Cleveland ■ Montgomery ■ Le Sueur ■ Waterville ■ Madison Lake
■ Le Center ■ Elysian ■ Mankato ■ New Prague ■ St. Peter
■ Twin Cities ■ Other/none

	CLEVELAND	MONTGOMERY	LE SUEUR	WATERVILLE	MADISON LAKE	LE CENTER	ELYSIAN	MANKATO	NEW PRAGUE	ST. PETER
Work/place of employment	7.14% 7	2.04% 2	6.12% 6	0.00% 0	0.00% 0	9.18% 9	0.00% 0	23.47% 23	0.00% 0	24.49% 24
General shopping (everyday items, gasoline)	28.18% 31	0.00% 0	0.91% 1	0.00% 0	0.00% 0	2.73% 3	0.00% 0	40.91% 45	0.91% 1	25.45% 28
Grocery shopping	0.00% 0	0.00% 0	0.00% 0	0.00% 0	0.00% 0	4.59% 5	0.00% 0	56.88% 62	0.92% 1	36.70% 41
Social gatherings/entertainment	37.14% 39	0.00% 0	0.00% 0	0.00% 0	1.90% 2	0.95% 1	0.00% 0	32.38% 34	0.00% 0	8.57% 9
School	55.79% 53	0.00% 0	0.00% 0	0.00% 0	0.00% 0	0.00% 0	0.00% 0	1.05% 1	0.00% 0	3.16% 3
Church	50.00% 51	0.00% 0	1.96% 2	0.00% 0	1.96% 2	0.98% 1	0.00% 0	8.82% 9	1.96% 2	8.82% 9
Recreation	25.00% 24	0.00% 0	0.00% 0	0.00% 0	5.21% 5	1.04% 1	0.00% 0	23.96% 23	2.08% 2	8.33% 8
Healthcare	0.00% 0	0.93% 1	0.93% 1	0.00% 0	0.00% 0	0.00% 0	0.93% 1	64.81% 70	7.41% 8	19.44% 21
Professional service (legal, accounting, etc.)	1.85% 2	4.63% 5	0.00% 0	0.93% 1	0.00% 0	5.56% 6	0.00% 0	41.67% 45	3.70% 4	25.00% 27
Banking	39.09% 43	0.00% 0	0.00% 0	0.00% 0	0.00% 0	4.55% 5	0.00% 0	28.18% 31	3.64% 4	22.73% 25

Q11 Do you feel there is a need for more (please choose as many responses as desired)

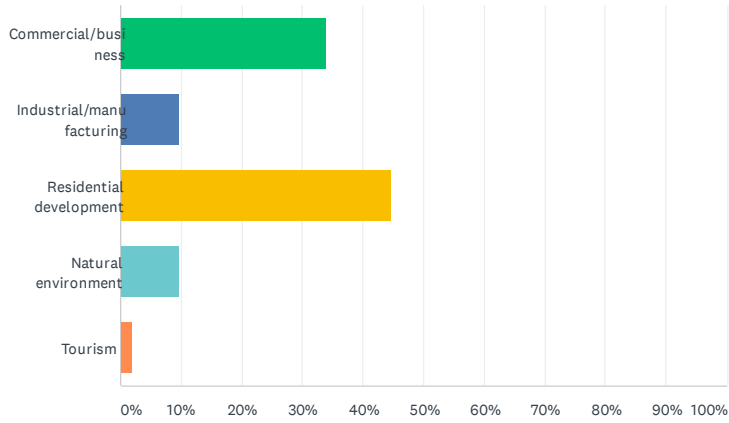
Answered: 107 Skipped: 3



ANSWER CHOICES	RESPONSES	
Retail/commercial establishments	57.94%	62
Industrial developments	25.23%	27
Tourism/commercial recreation	22.43%	24
Restaurants	21.50%	23
Single family homes	50.47%	54
Single use retail buildings	10.28%	11
Apartments	15.89%	17
Mixed-use buildings	8.41%	9
Senior housing	33.64%	36
Open space	8.41%	9
Bike paths and trails	46.73%	50
None	1.87%	2
Total Respondents: 107		

Q12 What should be the city of Cleveland's first priority when focusing on growth? (Please choose only one response)

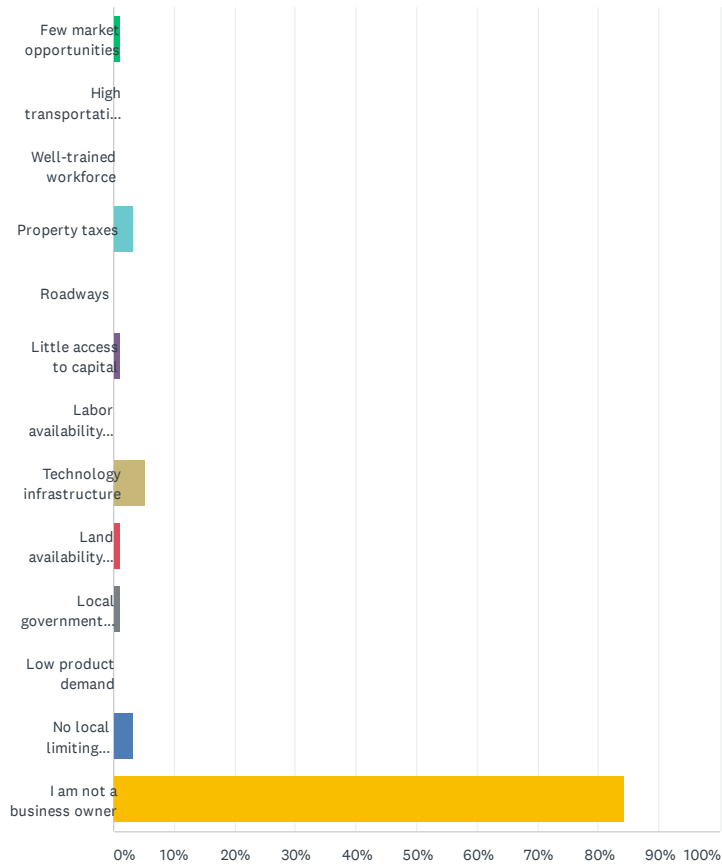
Answered: 103 Skipped: 7



ANSWER CHOICES	RESPONSES	
Commercial/business	33.98%	35
Industrial/manufacturing	9.71%	10
Residential development	44.66%	46
Natural environment	9.71%	10
Tourism	1.94%	2
TOTAL		103

Q13 If you are a business owner (including home-based businesses), what local factors limit your ability to expand in Cleveland?

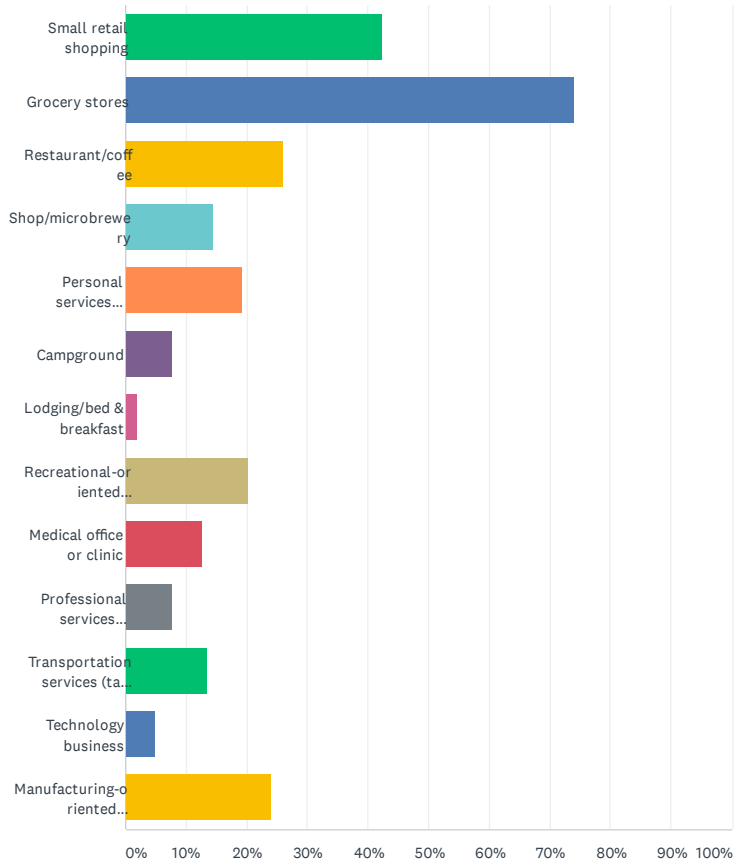
Answered: 95 Skipped: 15



ANSWER CHOICES	RESPONSES	
Few market opportunities	1.05%	1
High transportation costs	0.00%	0
Well-trained workforce	0.00%	0
Property taxes	3.16%	3
Roadways	0.00%	0
Little access to capital	1.05%	1
Labor availability/cost	0.00%	0
Technology infrastructure	5.26%	5
Land availability and cost	1.05%	1
Local government regulation	1.05%	1
Low product demand	0.00%	0
No local limiting factors	3.16%	3
I am not a business owner	84.21%	80
TOTAL		95

Q14 Identify three of the following type of businesses that are most needed in Cleveland.

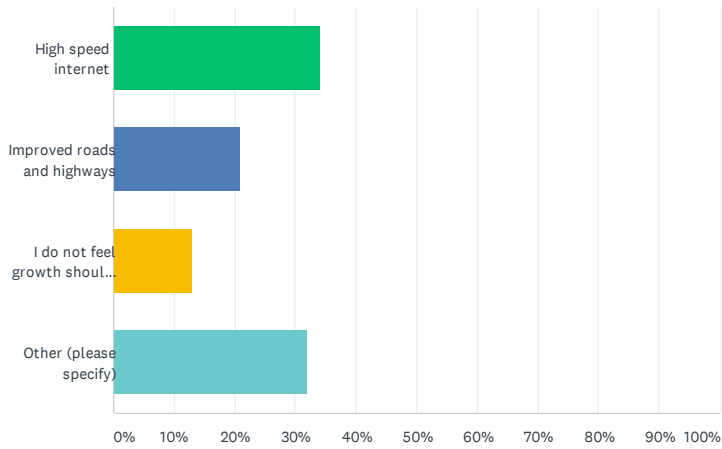
Answered: 104 Skipped: 6



ANSWER CHOICES	RESPONSES
Small retail shopping	42.31% 44
Grocery stores	74.04% 77
Restaurant/coffee	25.96% 27
Shop/microbrewery	14.42% 15
Personal services (salon, auto, etc.)	19.23% 20
Campground	7.69% 8
Lodging/bed & breakfast	1.92% 2
Recreational-oriented businesses	20.19% 21
Medical office or clinic	12.50% 13
Professional services (legal, accounting, etc.)	7.69% 8
Transportation services (taxi, shuttle)	13.46% 14
Technology business	4.81% 5
Manufacturing-oriented businesses	24.04% 25
Total Respondents: 104	

Q15 If you feel growth should be encouraged, which of the following would help bring in the most growth? (Please choose only one response)

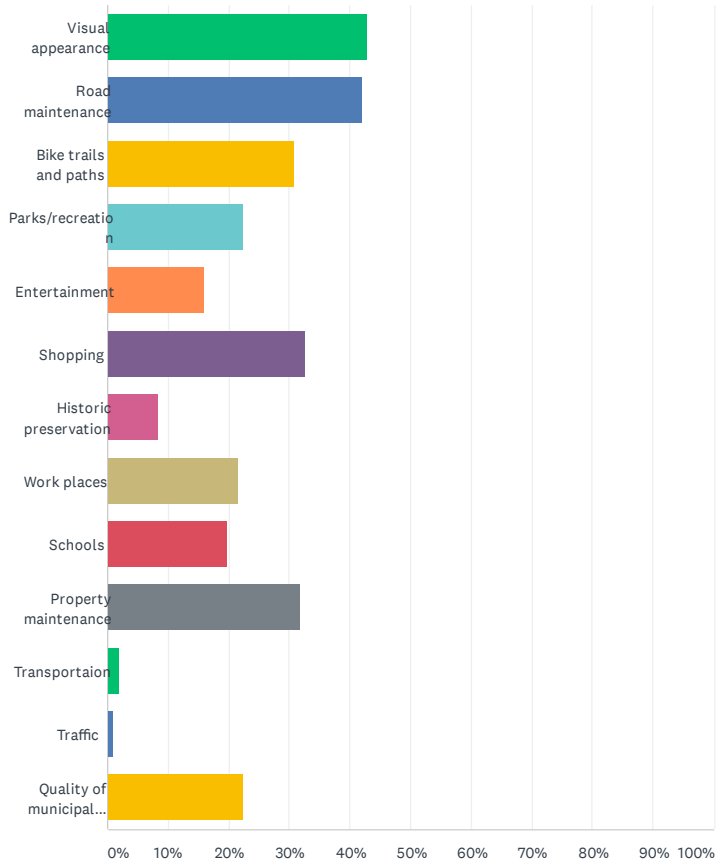
Answered: 100 Skipped: 10



ANSWER CHOICES	RESPONSES
High speed internet	34.00% 34
Improved roads and highways	21.00% 21
I do not feel growth should be encouraged	13.00% 13
Other (please specify)	32.00% 32
TOTAL	100

Q16 Which three of these would you prioritize in order to do the most to improve Cleveland?

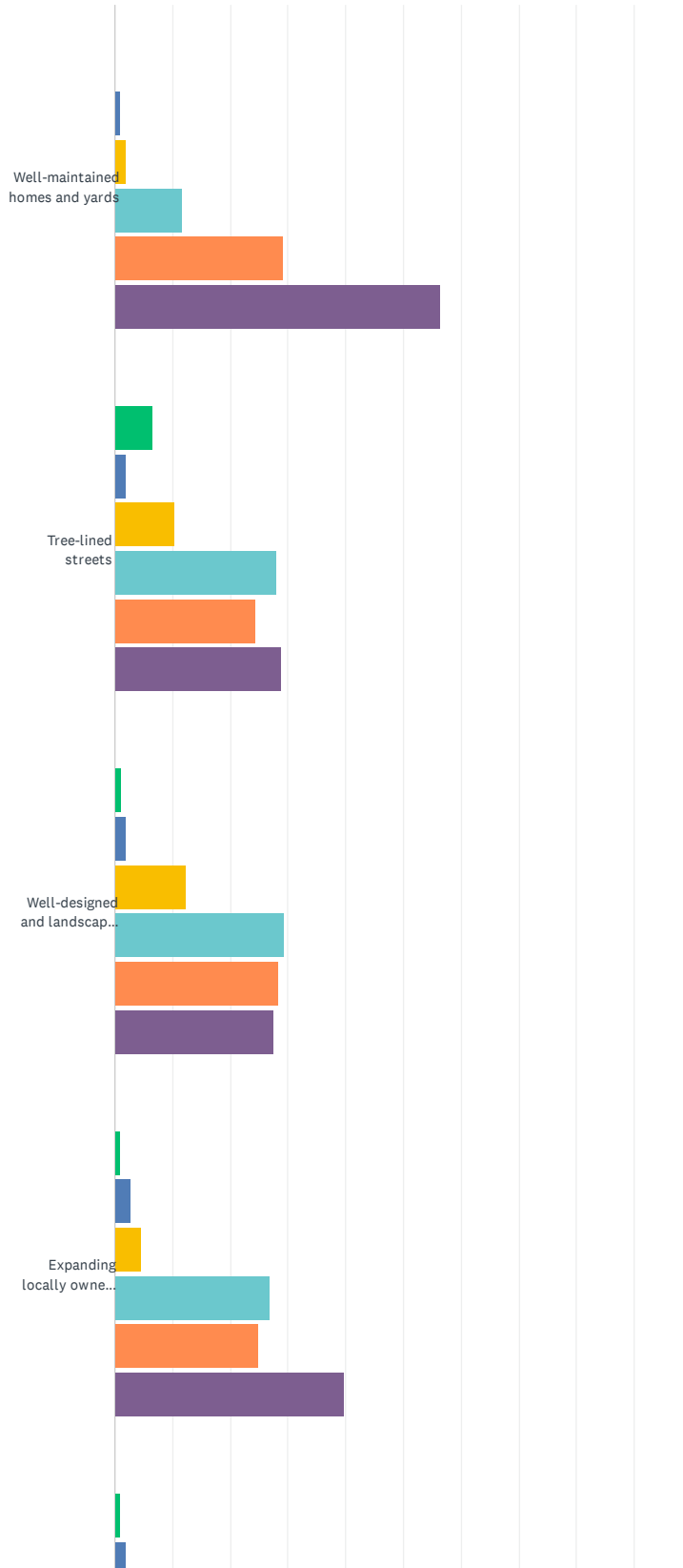
Answered: 107 Skipped: 3



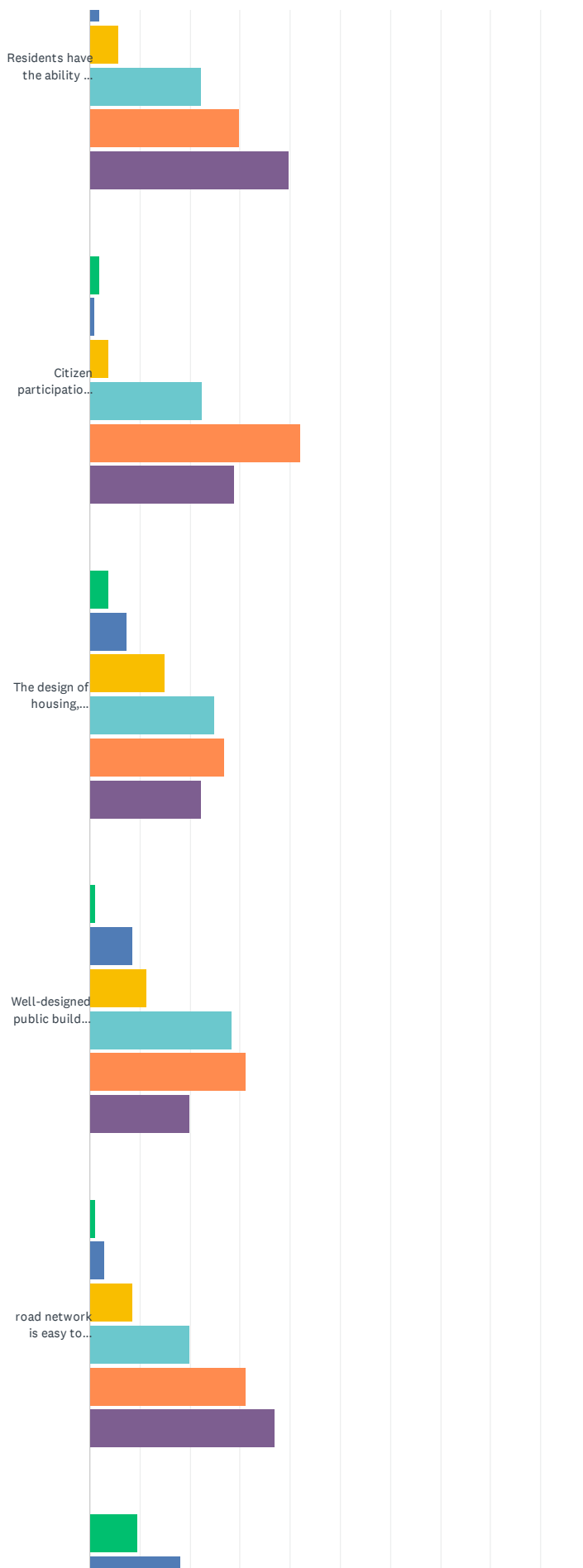
ANSWER CHOICES	RESPONSES	
Visual appearance	42.99%	46
Road maintenance	42.06%	45
Bike trails and paths	30.84%	33
Parks/recreation	22.43%	24
Entertainment	15.89%	17
Shopping	32.71%	35
Historic preservation	8.41%	9
Work places	21.50%	23
Schools	19.63%	21
Property maintenance	31.78%	34
Transportaion	1.87%	2
Traffic	0.93%	1
Quality of municipal services	22.43%	24
Total Respondents: 107		

Q17 What kind of Cleveland do you want to see in 20 years from now? For each of the following, check the scale that represents a characteristic that is most consistent with your vision for Cleveland (0 being least important, 5 being most important)

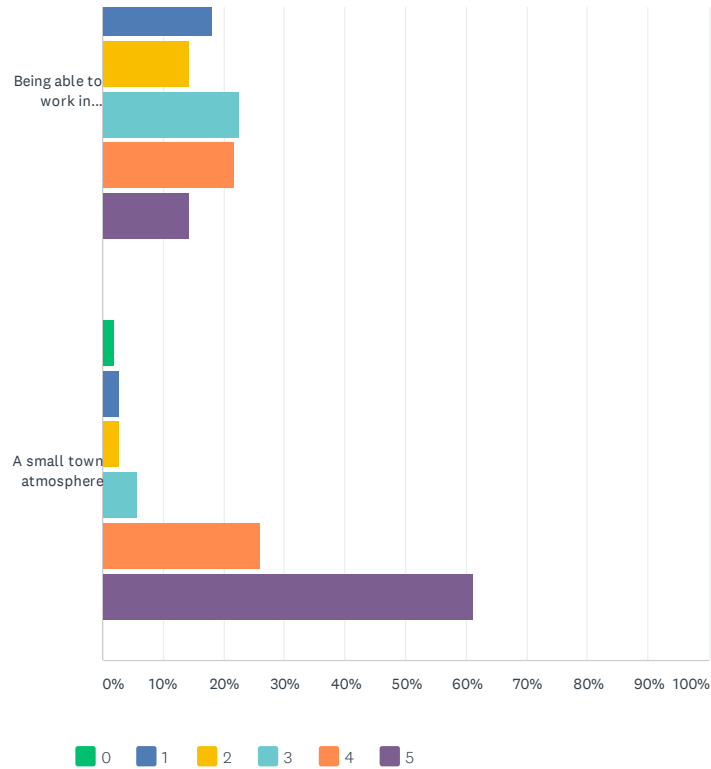
Answered: 110 Skipped: 0



City of Cleveland



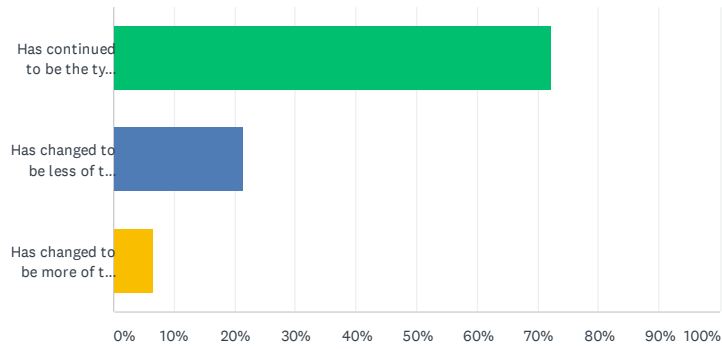
City of Cleveland



	0	1	2	3	4	5	TOTAL
Well-maintained homes and yards	0.00% 0	0.91% 1	1.82% 2	11.82% 13	29.09% 32	56.36% 62	110
Tree-lined streets	6.54% 7	1.87% 2	10.28% 11	28.04% 30	24.30% 26	28.97% 31	107
Well-designed and landscaped development	0.94% 1	1.89% 2	12.26% 13	29.25% 31	28.30% 30	27.36% 29	106
Expanding locally owned business is priority for economic development	0.93% 1	2.78% 3	4.63% 5	26.85% 29	25.00% 27	39.81% 43	108
Residents have the ability to walk or have easy access from their homes to shops, work, schools, parks, etc.	0.93% 1	1.85% 2	5.56% 6	22.22% 24	29.63% 32	39.81% 43	108
Citizen participation in all levels of community decision-making	1.87% 2	0.93% 1	3.74% 4	22.43% 24	42.06% 45	28.97% 31	107
The design of housing, commercial, and industrial development in keeping with the characteristics of the downtown and existing city	3.70% 4	7.41% 8	14.81% 16	25.00% 27	26.85% 29	22.22% 24	108
Well-designed public building and projects	0.94% 1	8.49% 9	11.32% 12	28.30% 30	31.13% 33	19.81% 21	106
road network is easy to understand and composed of an interconnected system of attractive and functioning streets, safe for pedestrians, bicyclists, and motorists	0.94% 1	2.83% 3	8.49% 9	19.81% 21	31.13% 33	36.79% 39	106
Being able to work in Cleveland	9.43% 10	17.92% 19	14.15% 15	22.64% 24	21.70% 23	14.15% 15	106
A small town atmosphere	1.85% 2	2.78% 3	2.78% 3	5.56% 6	25.93% 28	61.11% 66	108

Q18 During the past few years, Cleveland generally (please only select one response)...

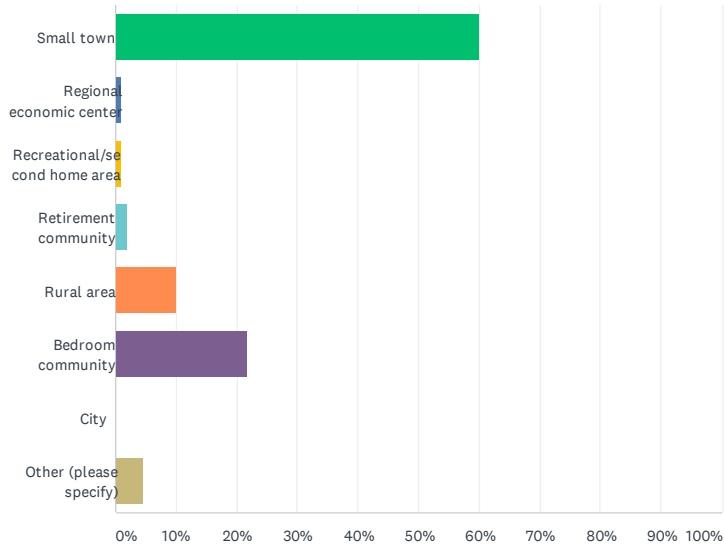
Answered: 108 Skipped: 2



ANSWER CHOICES	RESPONSES	
Has continued to be the type of community in which I want to live	72.22%	78
Has changed to be less of the community in which I want to live	21.30%	23
Has changed to be more of the community in which I want to live	6.48%	7
TOTAL		108

Q19 What do you think Cleveland closely resembles? (Please only choose one response)

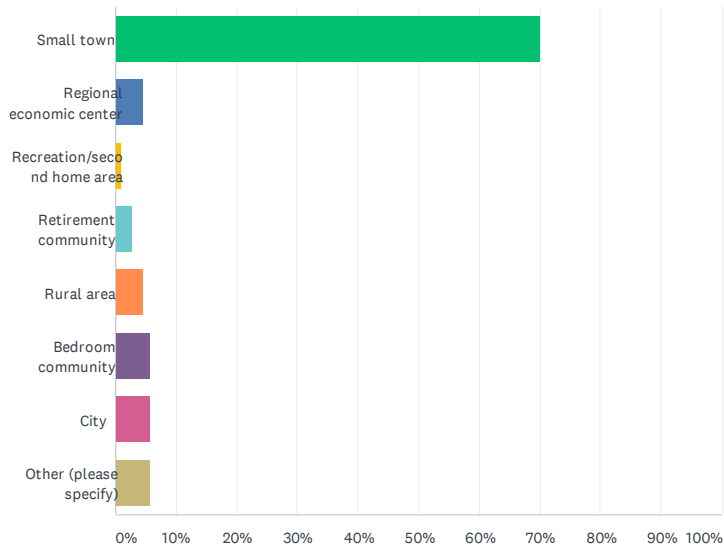
Answered: 110 Skipped: 0



ANSWER CHOICES	RESPONSES	
Small town	60.00%	66
Regional economic center	0.91%	1
Recreational/second home area	0.91%	1
Retirement community	1.82%	2
Rural area	10.00%	11
Bedroom community	21.82%	24
City	0.00%	0
Other (please specify)	4.55%	5
TOTAL		110

Q20 In the future, I think Cleveland should become or remain one of the following (Please choose only one response)

Answered: 107 Skipped: 3



ANSWER CHOICES	RESPONSES	
Small town	70.09%	75
Regional economic center	4.67%	5
Recreation/second home area	0.93%	1
Retirement community	2.80%	3
Rural area	4.67%	5
Bedroom community	5.61%	6
City	5.61%	6
Other (please specify)	5.61%	6
TOTAL		107

Q21 Please leave any comments that the city of Cleveland should consider when updating their comprehensive plan.

Answered: 45 Skipped: 65